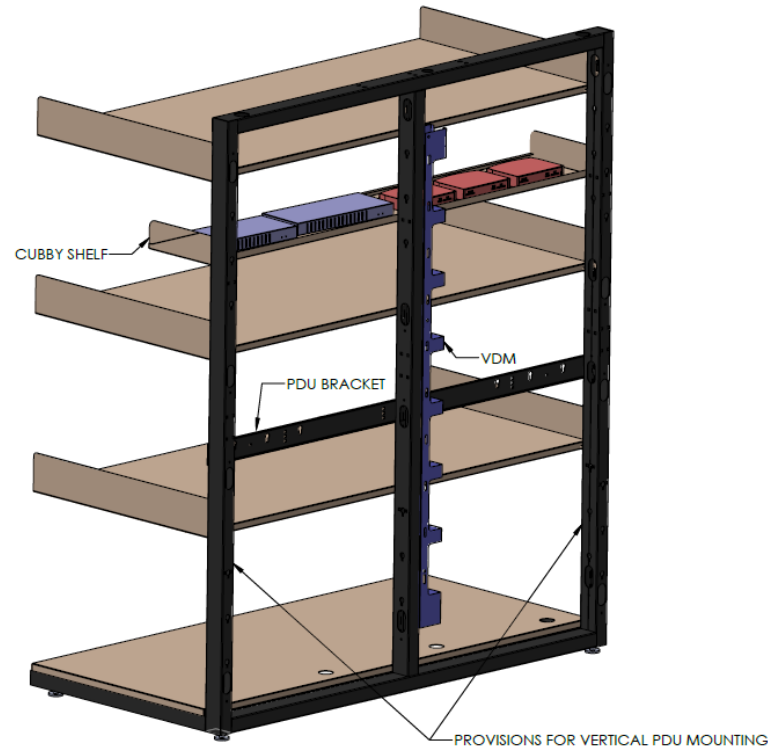


## DL Custom Bread Rack



REAR VIEW

### Standard bread rack - 72" W x 36" D

DL Custom's latest generation bread rack are ideal solutions to workstation that requires high levels of durability, adjustability, and adaptability for any workspace environment.

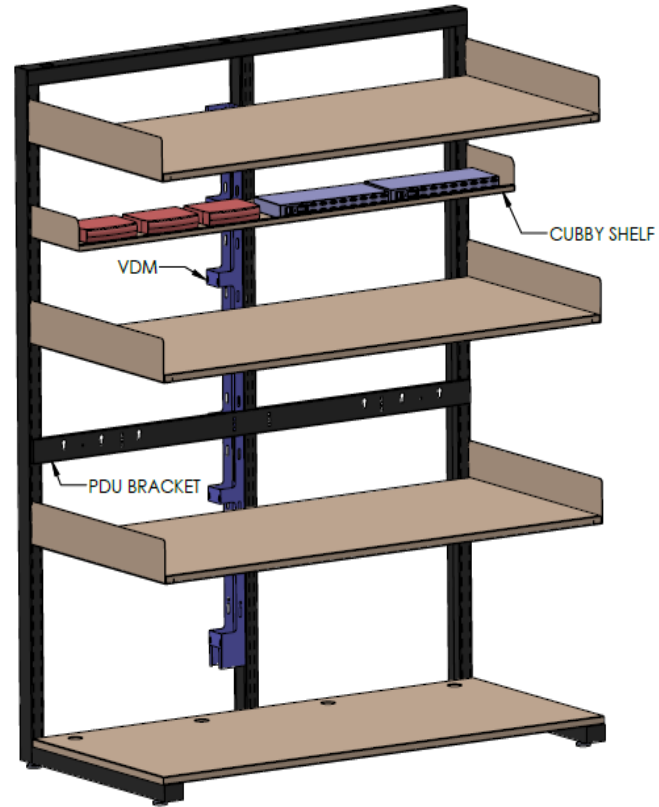
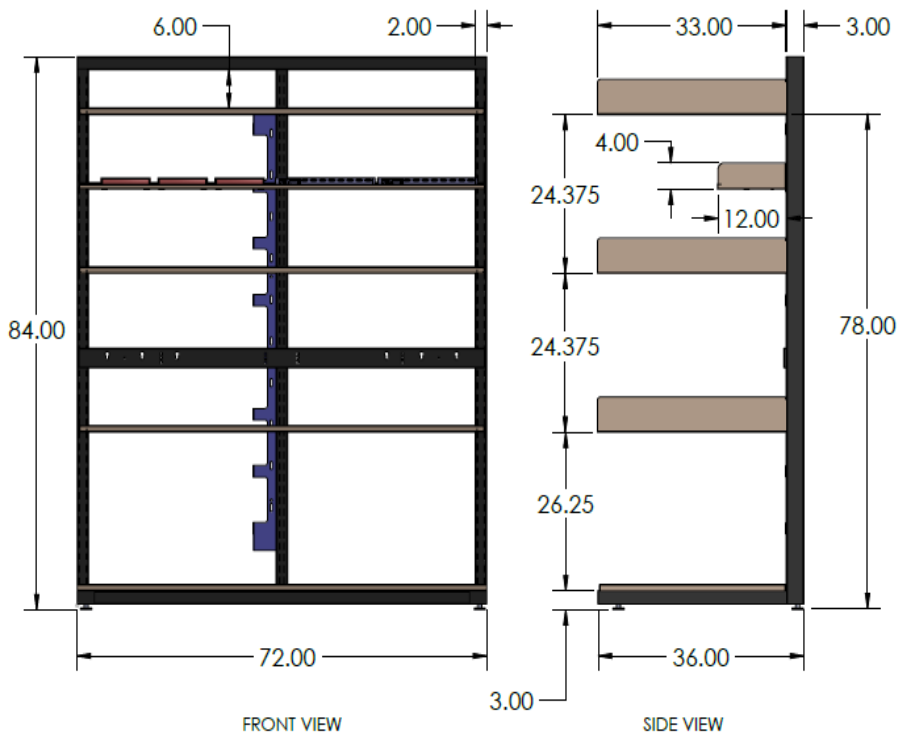
The complete package consists of:

- 3 adjustable shelves and a fixed base shelf with cable entry grommets.
- Shelving units are rated for 350lbs each.
- Adjustable Cubby shelf is designed to accommodate modems, switches or storing any other equipment.
- Integrated with cable management solution at the rear of the rack.
- Provisions for vertical PDU mounting in 2 locations on either side of the bench.
- 1 Adjustable horizontal PDU bracket
- Grounding kit
- Ganging hardware for bolting racks together
- 4 Adjustable Leveling Feet


### Optional Accessories:

- Adjustable fiber waterfall brackets
- PDU's

**BREAD RACK**



## DL Custom Bread Rack – 6 pack back-to-back configuration



- DL Custom Bread racks are designed modular for easy and variable configurations.
- DL Custom's latest generation Bread rack are ideal solutions to workstation that requires high levels of durability, adjustability, and adaptability for any workspace environment.
- These Bread racks can be easily integrated either into existing workspaces or to locate them as independent self-supporting workstations.
- DL Custom's Bread racks can be configured with a wide range of accessories including adjustable shelving, PDU's and PDU brackets.
- DL Custom's Bread racks have integrated PDU mounts on the frame and cable management.
- DL Custom's Bread racks are equipped with multi utility adjustable Cubby shelf designed to accommodate modems, switches or storing any other equipment.
- DL Custom Bread racks come with 10 years manufacturer's warranty.